

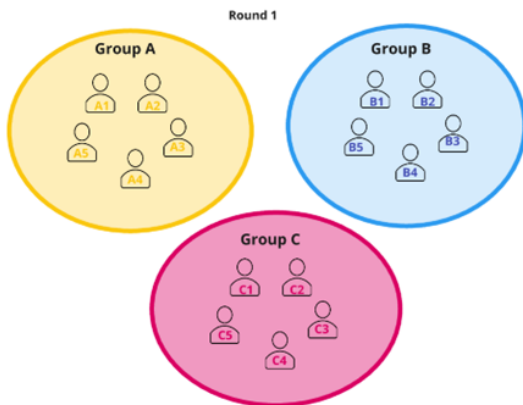


## Key Advice

### World Cafe Set-up

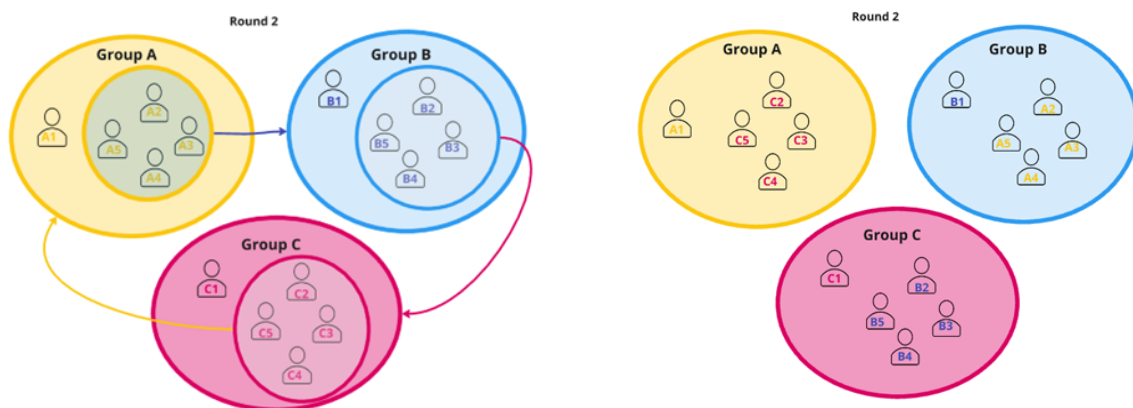
Students will formulate descriptions that define the criteria for assessment in three rounds. Below you will find a visual explanation of the set up.

### Round 1 (15 to 20 minutes)



Using the post-its from the previous steps as input, each group discusses and composes an elaborated description of their assigned category and criteria for assessment based on three performance levels: above expectations, on expectations, and below expectations. Ask students to write these descriptions in three boxes using keywords to differentiate between the three levels.

### Round 2 (15 minutes)

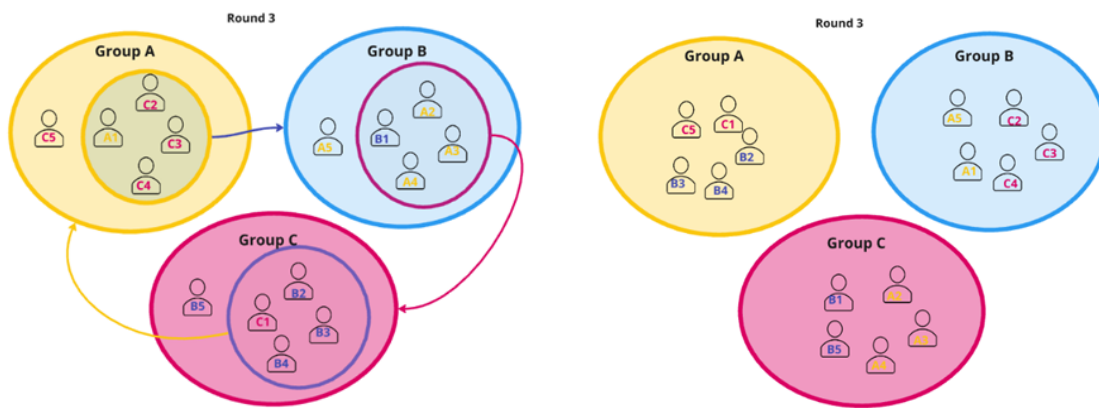




One student per table remains as a representative of the group. The rest of the group moves to the next table/category. The representative briefs the new group. Students review the work of the previous group, discuss the descriptions of the category, criteria, and expected levels, and suggest adjustments. After 15 minutes, the group moves to the next table once more, leaving behind a new representative to brief the incoming group.

### Round 3 (10 minutes)

The representative briefs the new group. Students review the work of the previous group, discuss the descriptions, and make final adjustments and alterations.



**Tip:** during the discussions, students can consider the following questions:

- Is the description comprehensible?
- Are the most important aspects included in the valuation criteria as formulated by the previous group?
- Are there important aspects missing?
- How can the text be refined and/ or reformulated?