



## Key Advice

### Volcano stages

Depending on class size, draw a volcano on one or more large flip charts or posters and hang them on the wall. You can either mark all four stages on one large poster or use separate posters to represent each stage individually.

There are four volcano stages to discuss:

1. **Dormant Volcano**

A volcano that is currently inactive but could become active again.

*Are there societal issues that seem to have faded but could re-emerge in the future?*

2. **Active Volcano**

A volcano with underground activity; something is stirring, but it's unclear if, or when, it will erupt.

*What issues are currently simmering beneath the surface in society?*

3. **Erupting Volcano**

A volcano that is actively erupting, causing visible and immediate consequences.

*What pressing societal issues are erupting now, creating conflict, disruption or transformation?*

4. **Extinct Volcano**


A volcano that erupted in the past but is now completely inactive.

*Which past societal issues have died out but left a lasting impact, either positive or negative?*

Below are some sample volcano templates you can print or use as inspiration for each stage.




## Dormant Volcano








## Active Volcano







## Erupting Volcano







## Extinct Volcano

